




UI-5290FA-M-GL (AB02231)

Discontinued
The model has been discontinued.

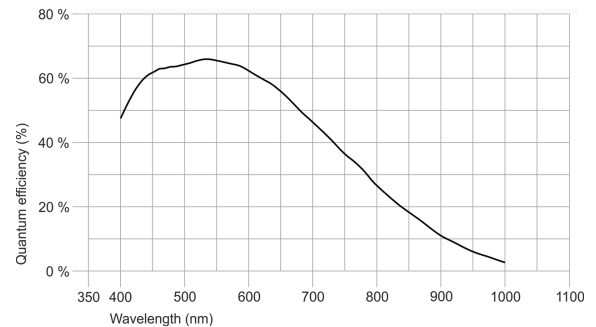


uEye industrial cameras now also work with IDS peak! We recommend the Software Development Kit for the implementation of new projects. [Learn about the process here](#) and [switch now](#). Please note: The technical data given here was measured using the IDS Software Suite.

Specification

Sensor

Sensor type	CMOS Mono
Shutter	Global Shutter
Sensor characteristic	Linear
Readout mode	Progressive scan
Pixel Class	9 MP
Resolution	8.92 Mpix
Resolution (h x v)	4104 x 2174 Pixel
Aspect ratio	17:9
ADC	12 bit
Color depth (camera)	12 bit
Optical sensor class	1"
Optical Size	14.158 mm x 7.500 mm
Optical sensor diagonal	16.02 mm
Pixel size	3.45 µm
Manufacturer	Sony
Sensor Model	IMX267LLR-C
Gain (master/RGB)	24x/4x
AOI horizontal	same frame rate
AOI vertical	increased frame rate
AOI image width / step width	256 / 8
AOI image height / step width	2 / 2
AOI position grid (horizontal/vertical)	8 / 2
Binning horizontal	increased frame rate
Binning vertical	increased frame rate
Binning method	Mono
Binning factor	2
Subsampling horizontal	same frame rate
Subsampling vertical	increased frame rate
Subsampling method	M/C automatic
Subsampling factor	2, 4, 6, 8, 16



Subject to technical modifications (2025-02-14)



Model

Pixel clock range	99 MHz - 140 MHz
Frame rate freerun mode	12
Frame rate trigger (continuous)	12
Frame rate trigger (maximum)	12
Exposure time (minimum - maximum)	0.047 ms - 1000 ms
Long exposure (maximum)	30000 ms
Power consumption	1.7 W - 3.1 W
Image memory	128 MB
Special features	IDS line scan mode, Overlap trigger, Sensor source gain

Ambient conditions

The temperature values given below refer to the outer device temperature of the camera housing.


Device temperature during operation	0 °C - 55 °C / 32 °F - 131 °F
Device temperature during storage	-20 °C - 60 °C / -4 °F - 140 °F
Humidity (relative, non-condensing)	0 % - 100 %

Connectors

Interface connector	GigE M12, screwable
I/O connector	8-pin Binder connector (Binder series 712: 09-0427-020-08)
Power supply	12 V - 24 V or PoE

Pin assignment I/O connector

1	Trigger input with optocoupler (+)
2	Input power supply (VCC) 12-24 V DC
3	General Purpose I/O (GPIO) 1
4	Ground (GND)
5	Flash output with optocoupler (+)
6	Flash output with optocoupler (-)
7	Trigger input with optocoupler (-)
8	General Purpose I/O (GPIO) 2



Camera rear view

Design

Lens Mount	C-Mount
IP code	IP65/67
Dimensions H/W/L	41.0 mm x 53.0 mm x 42.7 mm
Mass	174 g