


■ Discontinued  
The model has been discontinued.

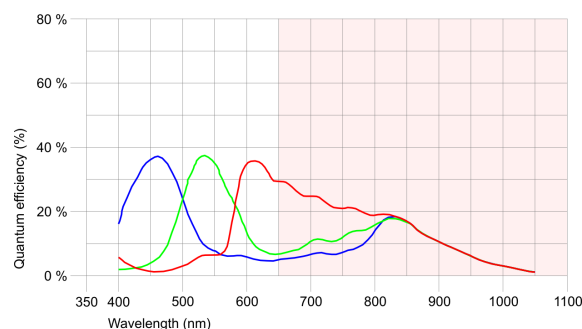


uEye industrial cameras now also work with IDS peak! We recommend the Software Development Kit for the implementation of new projects. [Learn about the process here and switch now.](#)  
Please note: The technical data given here was measured using the IDS Software Suite.

## Specification

### Sensor

Sensor type	CMOS Color
Shutter	Rolling shutter
Sensor characteristic	Linear
Readout mode	Progressive scan
Pixel Class	1.9 MP
Resolution	1.92 Mpix
Resolution (h x v)	1600 x 1200 Pixel
Aspect ratio	4:3
ADC	8 bit
Color depth (camera)	12 bit
Optical sensor class	1/3"
Optical Size	4.480 mm x 3.360 mm
Optical sensor diagonal	5.6 mm (1/2.86")
Pixel size	2.8 µm
Manufacturer	Onsemi
Sensor Model	MT9D131STC
Gain (master/RGB)	5.8x/3.1x
AOI horizontal	increased frame rate
AOI vertical	increased frame rate
AOI image width / step width	32 / 4
AOI image height / step width	4 / 2
AOI position grid (horizontal/vertical)	4 / 2
Binning horizontal	increased frame rate
Binning vertical	increased frame rate
Binning method	Color
Binning factor	2
Subsampling horizontal	increased frame rate
Subsampling vertical	increased frame rate
Subsampling method	Color
Subsampling factor	2, 4, 8, 16



Subject to technical modifications (2024-04-17)

## Model

Pixel clock range	3 MHz - 56 MHz
Frame rate freerun mode	23
Frame rate trigger (maximum)	23
Exposure time (minimum - maximum)	0.029 ms - 21376 ms
Power consumption	2.4 W - 3.4 W
Image memory	60 MB

## Ambient conditions

The temperature values given below refer to the outer device temperature of the camera housing.


Device temperature during operation	0 °C - 55 °C / 32 °F - 131 °F
Device temperature during storage	-20 °C - 60 °C / -4 °F - 140 °F
Humidity (relative, non-condensing)	20 % - 80 %

## Connectors

Interface connector	GigE RJ45, screwable
I/O connector	6-pin Hirose connector (HR10A-7R-6PB)
Power supply	12 V - 24 V

## Pin assignment I/O connector

1	Ground (GND)
2	Power supply (VCC)
3	Trigger input with optocoupler (-)
4	Trigger input with optocoupler (+)
5	Flash output with optocoupler (+)
6	Flash output with optocoupler (-)



Camera rear view

## Design

Lens Mount	C-Mount
IP code	IP30
Dimensions H/W/L	34.0 mm x 44.0 mm x 49.8 mm
Mass	102 g