


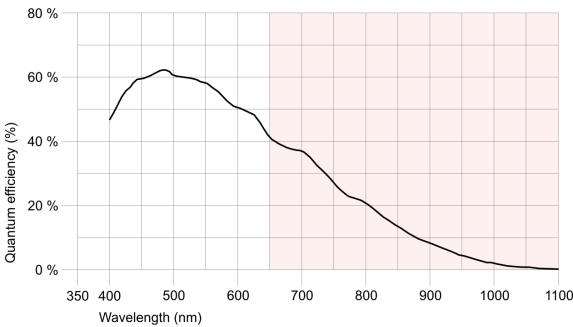
Discontinued
The model has been discontinued.



IDS peak uEye industrial cameras now also work with IDS peak! We recommend the Software Development Kit for the implementation of new projects. [Learn about the process here and switch now.](#) Please note: The technical data given here was measured using the IDS Software Suite.

Specification

Sensor	
Sensor type	CMOS Mono
Shutter	Rolling shutter / Global Start Shutter
Sensor characteristic	Linear
Readout mode	Progressive scan
Pixel Class	5 MP
Resolution	4.92 Mpix
Resolution (h x v)	2560 x 1920 Pixel
Aspect ratio	4:3
ADC	12 bit
Color depth (camera)	12 bit
Optical sensor class	1/2.5"
Optical Size	5.632 mm x 4.224 mm
Optical sensor diagonal	7.04 mm (1/2.27")
Pixel size	2.2 µm
Manufacturer	Onsemi
Sensor Model	MT9P031STM
Gain (master/RGB)	30x/-
AOI horizontal	increased frame rate
AOI vertical	increased frame rate
AOI image width / step width	32 / 4
AOI image height / step width	4 / 2
AOI position grid (horizontal/vertical)	4 / 2
Binning horizontal	increased frame rate
Binning vertical	increased frame rate
Binning method	Color
Binning factor	2 / 3 / 4 / 6
Subsampling horizontal	increased frame rate
Subsampling vertical	increased frame rate
Subsampling method	Color
Subsampling factor	2, 3, 4, 5, 6



Subject to technical modifications (2024-04-27)

Model

Pixel clock range	4 MHz - 96 MHz
Frame rate freerun mode	14
Frame rate trigger (maximum)	14
Exposure time (minimum - maximum)	0.034 ms - 3404 ms
Power consumption	2.6 W - 3.1 W
Image memory	60 MB

Ambient conditions

The temperature values given below refer to the outer device temperature of the camera housing.

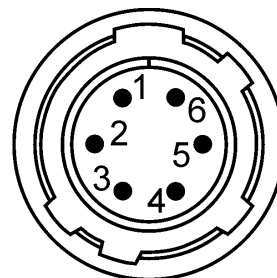
Device temperature during operation	0 °C - 55 °C / 32 °F - 131 °F
Device temperature during storage	-20 °C - 60 °C / -4 °F - 140 °F
Humidity (relative, non-condensing)	20 % - 80 %

Connectors

Interface connector	GigE RJ45, screwable
I/O connector	6-pin Hirose connector (HR10A-7R-6PB)
Power supply	12 V - 24 V

Pin assignment I/O connector

1	Ground (GND)
2	Power supply (VCC)
3	Trigger input with optocoupler (-)
4	Trigger input with optocoupler (+)
5	Flash output with optocoupler (+)
6	Flash output with optocoupler (-)



Camera rear view

Design

Lens Mount	C-Mount
IP code	IP30
Dimensions H/W/L	34.0 mm x 44.0 mm x 49.8 mm
Mass	102 g