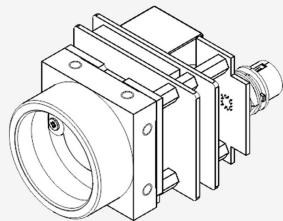


**In series**

The model is in series and available for the long term.

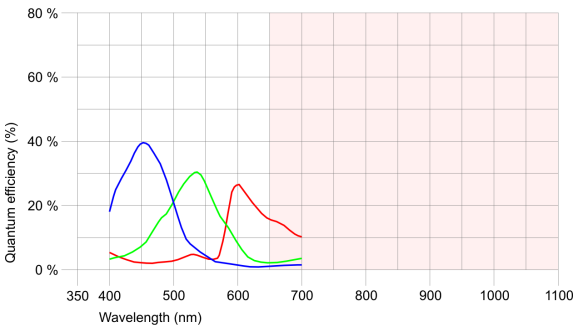


uEye industrial cameras now also work with IDS peak! We recommend the Software Development Kit for the implementation of new projects. [Learn about the process here and switch now.](#)  
Please note: The technical data given here was measured using the IDS Software Suite.

Specification

Sensor

Sensor type	CMOS Color
Shutter	Rolling shutter
Sensor characteristic	Linear
Readout mode	Progressive scan
Pixel Class	10 MP
Resolution	10.55 Mpix
Resolution (h x v)	3840 x 2748 Pixel
Aspect ratio	4:3
ADC	12 bit
Color depth (camera)	12 bit
Optical sensor class	1/2"
Optical Size	6.413 mm x 4.589 mm
Optical sensor diagonal	7.89 mm (1/2.03")
Pixel size	1.67 µm
Manufacturer	Onsemi
Sensor Model	MT9J003STC
Gain (master/RGB)	8.5x/5.3x
AOI horizontal	increased frame rate
AOI vertical	increased frame rate
AOI image width / step width	448 / 4
AOI image height / step width	4 / 2
AOI position grid (horizontal/vertical)	8 / 2
Binning horizontal	increased frame rate
Binning vertical	increased frame rate
Binning method	Color
Binning factor	2 / 4
Subsampling horizontal	increased frame rate
Subsampling vertical	increased frame rate
Subsampling method	Color
Subsampling factor	2, 4



Subject to technical modifications (2024-04-26)

## Model

Pixel clock range	5 MHz - 68 MHz
Frame rate freerun mode	6.1 fps
Frame rate trigger (maximum)	6.0 fps
Exposure time (minimum - maximum)	0.180 ms - 14582 ms
Power consumption	2.4 W - 3.3 W
Image memory	60 MB

## Ambient conditions

The temperature values given below refer to the outer device temperature of the camera housing.  
For PCB versions, refer to the separate hints in the respective documentation.

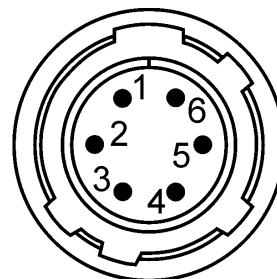
Device temperature during operation	0 °C - 55 °C / 32 °F - 131 °F
Device temperature during storage	-20 °C - 60 °C / -4 °F - 140 °F
Humidity (relative, non-condensing)	20 % - 80 %

## Connectors

Interface connector	GigE RJ45, screwable
I/O connector	6-pin Hirose connector (HR10A-7R-6PB)
Power supply	12 V - 24 V

## Pin assignment I/O connector

1	Ground (GND)
2	Power supply (VCC)
3	Trigger input with optocoupler (-)
4	Trigger input with optocoupler (+)
5	Flash output with optocoupler (+)
6	Flash output with optocoupler (-)



Camera rear view

## Design

Lens Mount	C-Mount
IP code	-
Dimensions H/W/L	30.0 mm x 40.0 mm x 45.5 mm
Mass	80 g