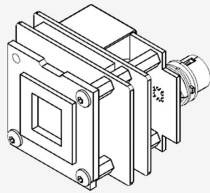


Discontinued
The model has been discontinued.

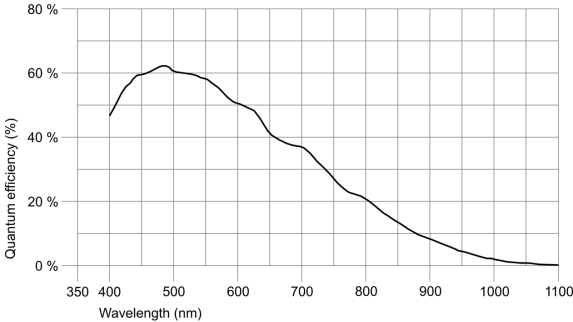


uEye industrial cameras now also work with IDS peak! We recommend the Software Development Kit for the implementation of new projects. [Learn about the process here and switch now.](#)
Please note: The technical data given here was measured using the IDS Software Suite.

Specification

Sensor

Sensor type	CMOS Mono
Shutter	Rolling shutter / Global Start Shutter
Sensor characteristic	Linear
Readout mode	Progressive scan
Pixel Class	5 MP
Resolution	4.92 Mpix
Resolution (h x v)	2560 x 1920 Pixel
Aspect ratio	4:3
ADC	12 bit
Color depth (camera)	12 bit
Optical sensor class	1/2.5"
Optical Size	5.632 mm x 4.224 mm
Optical sensor diagonal	7.04 mm (1/2.27")
Pixel size	2.2 µm
Manufacturer	Onsemi
Sensor Model	MT9P031STM
Gain (master/RGB)	30x/-
AOI horizontal	increased frame rate
AOI vertical	increased frame rate
AOI image width / step width	32 / 4
AOI image height / step width	4 / 2
AOI position grid (horizontal/vertical)	4 / 2
Binning horizontal	increased frame rate
Binning vertical	increased frame rate
Binning method	Color
Binning factor	2 / 3 / 4 / 6
Subsampling horizontal	increased frame rate
Subsampling vertical	increased frame rate
Subsampling method	Color
Subsampling factor	2, 3, 4, 5, 6



Subject to technical modifications (2024-04-26)

Model

Pixel clock range	4 MHz - 96 MHz
Frame rate freerun mode	14
Frame rate trigger (maximum)	14
Exposure time (minimum - maximum)	0.034 ms - 3404 ms
Power consumption	2.6 W - 3.1 W
Image memory	60 MB

Ambient conditions

The temperature values given below refer to the outer device temperature of the camera housing.
For PCB versions, refer to the separate hints in the respective documentation.


Device temperature during operation	0 °C - 55 °C / 32 °F - 131 °F
Device temperature during storage	-20 °C - 60 °C / -4 °F - 140 °F
Humidity (relative, non-condensing)	20 % - 80 %

Connectors

Interface connector	GigE RJ45, screwable
I/O connector	6-pin Hirose connector (HR10A-7R-6PB)
Power supply	12 V - 24 V

Pin assignment I/O connector

1	Ground (GND)
2	Power supply (VCC)
3	Trigger input with optocoupler (-)
4	Trigger input with optocoupler (+)
5	Flash output with optocoupler (+)
6	Flash output with optocoupler (-)



Camera rear view

Design

Lens Mount	-
IP code	-
Dimensions H/W/L	30.0 mm x 40.0 mm x 38.0 mm
Mass	64 g