


UI-3132LE-M (AB00897)

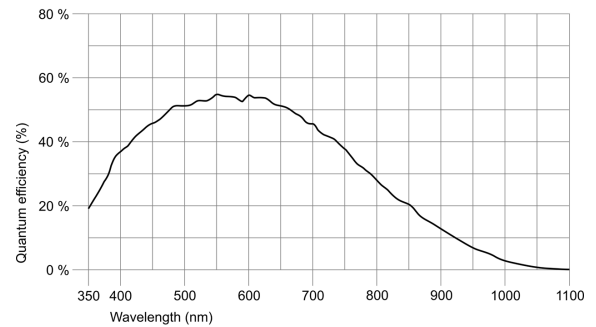


■ Made in
■ Germany

Specification

Sensor

Sensor type	CMOS Mono
Shutter	Global Shutter
Sensor characteristic	Linear
Readout mode	Progressive scan
Pixel Class	0.5 MP
Resolution	0.49 Mpix
Resolution (h x v)	808 x 608 Pixel
Aspect ratio	4:3
ADC	10 bit
Color depth (camera)	12 bit
Optical sensor class	1/3.6"
Optical Size	3.875 mm x 2.915 mm
Optical sensor diagonal	4.85 mm (1/3.3")
Pixel size	4.8 μ m
Manufacturer	ON Semiconductor
Sensor Model	NOIP1SN0480A-SDI
Gain (master/RGB)	4x/4x
AOI horizontal	increased frame rate
AOI vertical	increased frame rate
AOI image width / step width	120 / 8
AOI image height / step width	2 / 2
AOI position grid (horizontal/vertical)	8 / 2
Binning horizontal	-
Binning vertical	-
Binning method	-
Binning factor	-
Subsampling horizontal	increased frame rate
Subsampling vertical	increased frame rate
Subsampling method	M/C automatic
Subsampling factor	2



Subject to technical modifications (2021-07-28)

UI-3132LE-M (AB00897)

Model

Pixel clock range	30 MHz - 80 MHz
Frame rate freerun mode	135
Frame rate trigger (continuous)	135
Frame rate trigger (maximum)	135
Exposure time (minimum - maximum)	0.046 ms - 967 ms
Long exposure (maximum)	5000 ms
Power consumption	1 W - 1.5 W
Special features	Overlap trigger, Sensor source gain, Multi-AOI

Ambient conditions

The temperature values given below refer to the outer device temperature of the camera housing. For PCB versions, refer to the separate hints in the respective documentation.

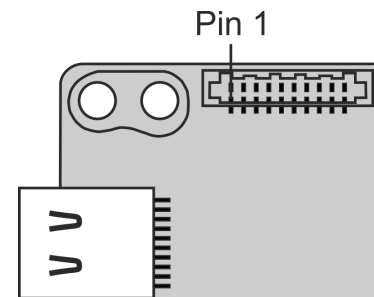
Device temperature during operation	0 °C - 55 °C / 32 °F - 131 °F
Device temperature during storage	-20 °C - 80 °C / -4 °F - 176 °F
Humidity (relative, non-condensing)	20 % - 80 %

Connectors

Interface connector	USB Type-C
I/O connector	10-pin Molex connector (IllumiMate)
Power supply	USB cable

Pin assignment I/O connector

1	Voltage output (USB Power Delivery), 5-15 V
2	Ground (GND)
3	General Purpose I/O (GPIO) 2, 3.3 V
4	General Purpose I/O (GPIO) 1, 3.3 V
5	TWI (Two Wire Interface) clock signal
6	TWI (Two Wire Interface) data signal
7	Trigger input without optocoupler 3.3 V
8	Flash output without optocoupler 3.3 V
9	Ground (GND)
10	Voltage output 3.3 V



Camera rear view

Design

Lens Mount	-
IP code	-
Dimensions H/W/L	36.0 mm x 36.0 mm x 8.6 mm
Mass	8 g