GV-5242SE-M (AB02605)

Discontinued
The model has been discontinued.





Specification

Sensor

Sensor type	CMOS Mono
Shutter	Global Shutter
Sensor characteristic	Linear
Pixel Class	1.3 MP
Resolution	1.31 Mpix
Resolution (h x v)	1280 x 1024 Pixel
Aspect ratio	5:4
ADC	10 bit
Color depth (camera)	10 bit
Optical sensor class	1/1.8"
Optical Size	6.784 mm x 5.427 mm
Optical sensor diagonal	8.69 mm 1/1.8"
Pixel size	5.3 µm
CRA (Chief Ray Angle)	12 °
Manufacturer	e2v
Sensor Model	EV76C560ABT
Gain (master/RGB)	4x/-
AOI horizontal	same frame rate
AOI vertical	increased frame rate
AOI image width / step width	256 / 2
AOI image height / step width	1 / 1
AOI position grid (horizontal/vertical)	2 / 1
Binning horizontal	same frame rate
Binning vertical	increased frame rate
Binning method	Horizontal: addition / Vertical: mean
Binning factor	2x2
Decimation (subsampling) horizontal	same frame rate
Decimation (subsampling) vertical	same frame rate
Decimation (subsampling) method	M/C automatic

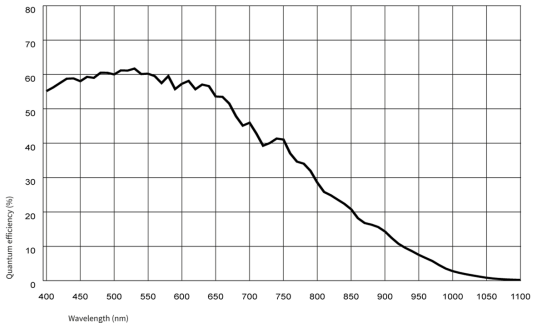

IDS Imaging Development Systems GmbH
Dimbacher Str. 10 · 74182 Obersulm · Germany · Phone +49 7134 96196-0 · E-mail info@ids-imaging.com

GV-5242SE-M (AB02605)

Model

Frame rate freerun mode	59 fps
Frame rate trigger (continuous)	59 fps
Frame rate trigger (maximum)	60 fps
Exposure time (minimum - maximum)	0.009 ms - 169 ms
Line rate freerun mode (line scan)	2100 1/s
Line rate trigger mode (line scan)	2100 1/s
Lines per frame (line scan)	8000
Power consumption	1.7 W - 2.2 W
Image memory	128 MB

Ambient conditions

For PCB versions, refer to the separate hints in the respective documentation.

Allowed device temperature during operation	0 °C - 55 °C / 32 °F - 131 °F
Allowed device temperature during storage	-20 °C - 60 °C / -4 °F - 140 °F
Humidity (relative, non-condensing)	20 % - 80 %

Connectors

Interface connector	GigE RJ45
I/O connector	8-pin Hirose connector (HR25-7TR-8PA(73))
Power supply	12 V - 24 V or PoE

Pin assignment I/O connector

1	Ground (GND)
2	Flash output with optocoupler (-) - Line 1
3	General Purpose I/O (GPIO) 1 - Line 2
4	Trigger input with optocoupler (-) - Line 0
5	Flash output with optocoupler (+) - Line 1
6	General Purpose I/O (GPIO) 2 - Line 3
7	Trigger input with optocoupler (+) - Line 0
8	Input power supply (VCC) 12-24 V DC



Design

Lens Mount	No mount
IP code	-
Dimensions H/W/L	31.5 mm x 40.0 mm x 30.0 mm
Mass	36 g
Housing material	-

Features

List of on-camera image pre-processing features.
All features of the table are available via our IDS peak software for image pre-processing on the host computer (sensor model dependent).

Image Acquisition	Freerun	✓
	Software trigger	✓
	Hardware trigger	✓
	Trigger controlled exposure	-
	Denoiser	✓
	Long exposure	-
	Line scan	✓

IDS Imaging Development Systems GmbH
Dimbacher Str. 10 · 74182 Obersulm · Germany · Phone +49 7134 96196-0 · E-mail info@ids-imaging.com

Flashing	Flashing	✓
	PWM flashing	✓
Image Adjustments	Auto exposure	✓
	Auto gain	✓
	Auto whitebalance	-
	Color correction	-
	Gamma	✓
	LUT	✓
	Mirror/flip	-
On-board Image Processing	Pixel formats	Mono8 Mono10 Mono10p
	Region of interest	✓
	Decimation (FPGA)	✓
	Decimation (Sensor)	-
	Binning (FPGA)	✓
	Binning (Sensor)	2x2 Increases frame rate.
Others	IP settings	✓
	Bandwidth management	✓
	Chunks	-
	Sequencer	-
	PTP	✓
	Firmware update	✓
	1st supported firmware version	1.3

IDS Imaging Development Systems GmbH
Dimbacher Str. 10 · 74182 Obersulm · Germany · Phone +49 7134 96196-0 · E-mail info@ids-imaging.com