U3-3062SE-M (AB02829)

Not recommended for new designs
The camera model is no longer recommended for new application development.







Specification

Sensor

Sensor type	CMOS Mono
Shutter	Global Shutter
Sensor characteristic	Linear
Pixel Class	2 MP
Resolution	2.30 Mpix
Resolution (h x v)	1920 x 1200 Pixel
Aspect ratio	16:10
ADC	12 bit
Color depth (camera)	12 bit
Optical sensor class	1/1.2"
Optical Size	11.345 mm x 7.126 mm
Optical sensor diagonal	13.4 mm 1/1.2"
Pixel size	5.86 µm
CRA (Chief Ray Angle)	0 °
Manufacturer	Sony
Sensor Model	IMX174LLJ-C
Gain (master/RGB)	24x/4x
AOI horizontal	same frame rate
AOI vertical	increased frame rate
AOI image width / step width	96 / 8
AOI image height / step width	1 / 1
AOI position grid (horizontal/vertical)	8 / 1
Binning horizontal	same frame rate
Binning vertical	same frame rate
Binning method	Horizontal: addition / Vertical: addition
Binning factor	2 / 4 / 8
Decimation (subsampling) horizontal	same frame rate
Decimation (subsampling) vertical	same frame rate
Decimation (subsampling) method	M/C automatic

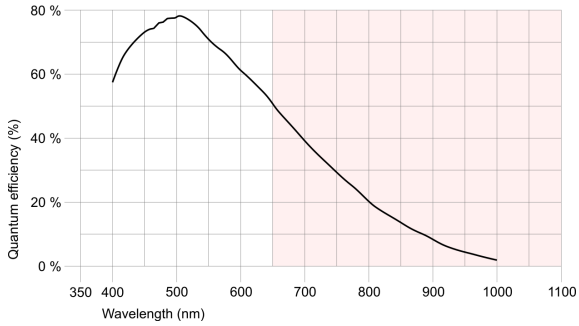

IDS Imaging Development Systems GmbH
Dimbacher Str. 10 · 74182 Obersulm · Germany · Phone +49 7134 96196-0 · E-mail info@ids-imaging.com

U3-3062SE-M (AB02829)

Model

Frame rate freerun mode	161 fps
Frame rate trigger (continuous)	161 fps
Frame rate trigger (maximum)	164 fps
Exposure time (minimum - maximum)	0.039 ms - 2000 ms
Long exposure (maximum)	60000 ms
Line rate freerun mode (line scan)	4940 1/s
Line rate trigger mode (line scan)	4940 1/s
Lines per frame (line scan)	8000
Power consumption	1.7 W - 3.4 W
Image memory	128 MB

Ambient conditions

For PCB versions, refer to the separate hints in the respective documentation.

Allowed device temperature during operation	0 °C - 55 °C / 32 °F - 131 °F
Allowed device temperature during storage	-20 °C - 60 °C / -4 °F - 140 °F
Humidity (relative, non-condensing)	20 % - 80 %

Connectors

Interface connector	USB Type-C
I/O connector	8-pin Hirose connector (HR25-7TR-8PA(73))
Power supply	USB cable

Pin assignment I/O connector

1	Ground (GND)
2	Flash output with optocoupler (-) - Line 1
3	General Purpose I/O (GPIO) 1, 3.3 V - Line 2
4	Trigger input with optocoupler (-) - Line 0
5	Flash output with optocoupler (+) - Line 1
6	General Purpose I/O (GPIO) 2, 3.3 V - Line 3
7	Trigger input with optocoupler (+) - Line 0
8	Output supply voltage, 5 V (100 mA)



Design

Lens Mount	No mount
IP code	-
Dimensions H/W/L	29.5 mm x 40.0 mm x 25.0 mm
Mass	20 g
Housing material	-

Features

List of on-camera image pre-processing features.
All features of the table are available via our IDS peak software for image pre-processing on the host computer (sensor model dependent).

Image Acquisition	Freerun	✓
	Software trigger	✓
	Hardware trigger	✓
	Trigger controlled exposure	✓
	Denoiser	✓
	Long exposure	✓
	Line scan	✓

IDS Imaging Development Systems GmbH
Dimbacher Str. 10 · 74182 Obersulm · Germany · Phone +49 7134 96196-0 · E-mail info@ids-imaging.com

Flashing	Flashing	✓
	PWM flashing	✓
Image Adjustments	Auto exposure	✓
	Auto gain	✓
	Auto whitebalance	-
	Color correction	-
	Gamma	✓
	LUT	✓
	Mirror/flip	X/Y
On-board Image Processing	Pixel formats	Mono8 Mono10 Mono10p Mono12 Mono12p
	Region of interest	✓
	Decimation (FPGA)	✓
	Decimation (Sensor)	-
	Binning (FPGA)	✓
	Binning (Sensor)	-
Others	Chunks	✓
	Sequencer	-
	Events	✓
	Firmware update	✓
	1st supported firmware version	2.0

IDS Imaging Development Systems GmbH
Dimbacher Str. 10 · 74182 Obersulm · Germany · Phone +49 7134 96196-0 · E-mail info@ids-imaging.com