



In series

The model is in series and available for the long term.

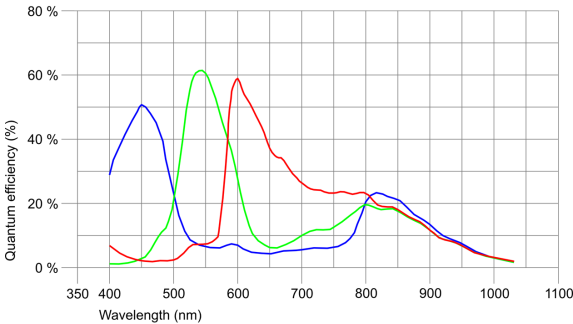


uEye industrial cameras now also work with IDS peak! We recommend the Software Development Kit for the implementation of new projects. [Learn about the process here](#) and [switch now](#). Please note: The technical data given here was measured using the IDS Software Suite.

Specification

Sensor

| | |
|---|--|
| Sensor type | CMOS Color |
| Shutter | Rolling shutter / Global Start Shutter |
| Sensor characteristic | Linear |
| Readout mode | Progressive scan |
| Pixel Class | 5 MP |
| Resolution | 4.92 Mpix |
| Resolution (h x v) | 2560 x 1920 Pixel |
| Aspect ratio | 4:3 |
| ADC | 12 bit |
| Color depth (camera) | 12 bit |
| Optical sensor class | 1/2.5" |
| Optical Size | 5.632 mm x 4.224 mm |
| Optical sensor diagonal | 7.04 mm (1/2.27") |
| Pixel size | 2.2 µm |
| Manufacturer | Onsemi |
| Sensor Model | MT9P006STC |
| Gain (master/RGB) | 12.2x/5.8x |
| AOI horizontal | increased frame rate |
| AOI vertical | increased frame rate |
| AOI image width / step width | 32 / 4 |
| AOI image height / step width | 4 / 2 |
| AOI position grid (horizontal/vertical) | 4 / 2 |
| Binning horizontal | increased frame rate |
| Binning vertical | increased frame rate |
| Binning method | Color |
| Binning factor | 2 / 3 / 4 / 6 |
| Subsampling horizontal | increased frame rate |
| Subsampling vertical | increased frame rate |
| Subsampling method | Color |
| Subsampling factor | 2, 3, 4, 5, 6 |



Subject to technical modifications (2024-04-25)

Model

| | |
|-----------------------------------|--------------------|
| Pixel clock range | 4 MHz - 96 MHz |
| Frame rate freerun mode | 14 |
| Frame rate trigger (maximum) | 14 |
| Exposure time (minimum - maximum) | 0.034 ms - 3404 ms |
| Power consumption | 2.6 W - 3.1 W |
| Image memory | 60 MB |

Ambient conditions

The temperature values given below refer to the outer device temperature of the camera housing.
For PCB versions, refer to the separate hints in the respective documentation.

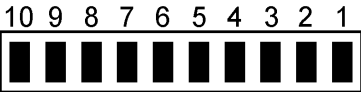
| | |
|-------------------------------------|---------------------------------|
| Device temperature during operation | 0 °C - 55 °C / 32 °F - 131 °F |
| Device temperature during storage | -20 °C - 60 °C / -4 °F - 140 °F |
| Humidity (relative, non-condensing) | 20 % - 80 % |

Connectors

| | |
|---------------------|-------------------------------------|
| Interface connector | GigE RJ45 |
| I/O connector | 10-pin Molex connector (Pico Blade) |
| Power supply | 12 V - 24 V |

Pin assignment I/O connector

| | |
|----|-----------------------------------|
| 1 | Ground (GND) |
| 2 | Vout 3.1 V max. 100 mA |
| 3 | Trigger input without optocoupler |
| 4 | Flash output without optocoupler |
| 5 | General Purpose I/O (GPIO) 1 |
| 6 | General Purpose I/O (GPIO) 2 |
| 7 | I2C bus clock signal |
| 8 | I2C bus data signal |
| 9 | Vin+ 12 V (160 mA) - 24 V (90 mA) |
| 10 | Vin- (GND) |



Camera rear view

Design

| | |
|------------------|-----------------------------|
| Lens Mount | S-Mount |
| IP code | - |
| Dimensions H/W/L | 45.0 mm x 45.0 mm x 26.5 mm |
| Mass | 24 g |