UI-5271SE-M-GL Rev.4.2 (AB12130)

Discontinued
The model has been discontinued.







Specification

Sensor

Sensor type	CMOS Mono
Shutter	Global Shutter
Sensor characteristic	Linear
Pixel Class	3 MP
Resolution	3.17 Mpix
Resolution (h x v)	2056 x 1542 Pixel
Aspect ratio	4:3
ADC	12 bit
Color depth (camera)	12 bit
Optical sensor class	1/1.8"
Optical Size	7.093 mm x 5.320 mm
Optical sensor diagonal	8.87 mm 1/1.8"
Pixel size	3.45 µm
CRA (Chief Ray Angle)	0 °
Manufacturer	Sony
Sensor Model	IMX265LLR-C
Gain (master/RGB)	24x/4x
AOI horizontal	same frame rate
AOI vertical	increased frame rate
AOI image width / step width	256 / 8
AOI image height / step width	2 / 2
AOI position grid (horizontal/vertical)	4 / 2
Binning horizontal	-
Binning vertical	increased frame rate
Binning method	Horizontal: addition / Vertical: addition
Binning factor	2
Decimation (subsampling) horizontal	same frame rate
Decimation (subsampling) vertical	increased frame rate
Decimation (subsampling) method	M/C automatic

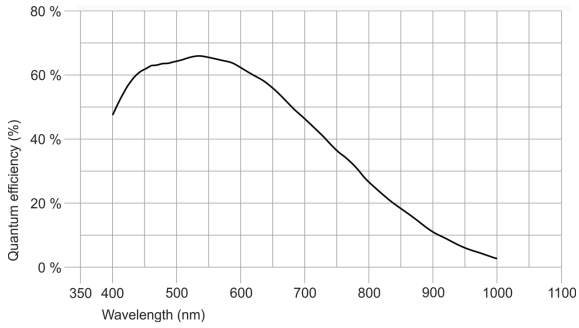

IDS Imaging Development Systems GmbH
Dimbacher Str. 10 · 74182 Obersulm · Germany · Phone +49 7134 96196-0 · E-mail info@ids-imaging.com

Model

Pixel clock range	70 MHz - 140 MHz
Frame rate freerun mode	36 fps
Frame rate trigger (continuous)	36 fps
Frame rate trigger (maximum)	36 fps
Exposure time (minimum - maximum)	0.031 ms - 1000 ms
Long exposure (maximum)	30000 ms
Power consumption	1.7 W - 2.8 W
Image memory	128 MB
Special features	IDS line scan mode Overlap trigger Sensor source gain

Ambient conditions

For PCB versions, refer to the separate hints in the respective documentation.

Allowed device temperature during operation	0 °C - 55 °C / 32 °F - 131 °F
Allowed device temperature during storage	-20 °C - 60 °C / -4 °F - 140 °F
Humidity (relative, non-condensing)	20 % - 80 %

Connectors

Interface connector	GigE RJ45
I/O connector	8-pin Hirose connector (HR25-7TR-8PA(73))
Power supply	12 V - 24 V or PoE

Pin assignment I/O connector

1	Ground (GND)
2	Flash output with optocoupler (-)
3	General Purpose I/O (GPIO) 1
4	Trigger input with optocoupler (-)
5	Flash output with optocoupler (+)
6	General Purpose I/O (GPIO) 2
7	Trigger input with optocoupler (+)
8	Input power supply (VCC) 12-24 V DC



Design

Lens Mount	C-Mount
IP code	-
Dimensions H/W/L	34.0 mm x 44.0 mm x 35.0 mm
Mass	63 g
Housing material	-

Features

List of on-camera image pre-processing features.
All features of the table are available via our IDS peak software for image pre-processing on the host computer (sensor model dependent).

Image Acquisition	Freerun	✓
	Software trigger	-
	Hardware trigger	✓
	Trigger controlled exposure	-
	Denoiser	-
	Long exposure	✓
	Line scan	✓

IDS Imaging Development Systems GmbH
Dimbacher Str. 10 · 74182 Obersulm · Germany · Phone +49 7134 96196-0 · E-mail info@ids-imaging.com

Flashing	Flashing	-
	PWM flashing	-
Image Adjustments	Auto exposure	-
	Auto gain	-
	Auto whitebalance	-
	Color correction	-
	Gamma	-
	LUT	-
	Mirror/flip	-
On-board Image Processing	Pixel formats	
	Region of interest	✓
	Decimation (FPGA)	-
	Decimation (Sensor)	(2,4)x(2,4)
	Binning (FPGA)	-
Others	Chunks	-
	Sequencer	-
	Firmware update	-
	1st supported firmware version	4.96.1

IDS Imaging Development Systems GmbH
Dimbacher Str. 10 · 74182 Obersulm · Germany · Phone +49 7134 96196-0 · E-mail info@ids-imaging.com