GV-5861SE-M-GL Rev.4.2 (AB12567)

Discontinued
The model has been discontinued.





Specification

Sensor

Sensor type	CMOS Mono
Shutter	Rolling shutter
Sensor characteristic	Linear
Pixel Class	2 MP
Resolution	2.12 Mpix
Resolution (h x v)	1936 x 1096 Pixel
Aspect ratio	16:9
ADC	12 bit
Color depth (camera)	12 bit
Optical sensor class	1/2.8"
Optical Size	5.614 mm x 3.178 mm
Optical sensor diagonal	6.45 mm 1/2.8"
Pixel size	2.9 µm
CRA (Chief Ray Angle)	0 °
Manufacturer	Sony
Sensor Model	IMX290LLR-C
Gain (master/RGB)	16x/-
AOI horizontal	same frame rate
AOI vertical	increased frame rate
AOI image width / step width	256 / 2
AOI image height / step width	1 / 1
AOI position grid (horizontal/vertical)	2 / 1
Binning horizontal	-
Binning vertical	-
Binning method	Horizontal: addition / Vertical: addition
Binning factor	-
Decimation (subsampling) horizontal	-
Decimation (subsampling) vertical	-
Decimation (subsampling) method	M/C automatic

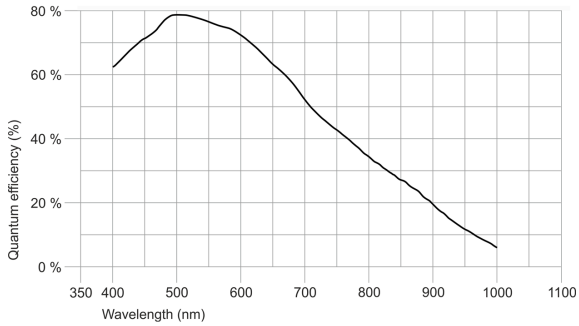

IDS Imaging Development Systems GmbH
Dimbacher Str. 10 · 74182 Obersulm · Germany · Phone +49 7134 96196-0 · E-mail info@ids-imaging.com

Model

Frame rate freerun mode	55 fps
Frame rate trigger (continuous)	27 fps
Frame rate trigger (maximum)	27 fps
Exposure time (minimum - maximum)	0.02 ms - 2000 ms
Long exposure (maximum)	120000 ms
Line rate freerun mode (line scan)	2504 1/s
Line rate trigger mode (line scan)	1117 1/s
Lines per frame (line scan)	8000
Power consumption (Power over Ethernet)	3.3 W
Power consumption (external power supply)	2.8 W
Image memory	128 MB

Ambient conditions

For PCB versions, refer to the separate hints in the respective documentation.

Allowed device temperature during operation	0 °C - 55 °C / 32 °F - 131 °F
Allowed device temperature during storage	-20 °C - 60 °C / -4 °F - 140 °F
Humidity (relative, non-condensing)	20 % - 80 %

Connectors

Interface connector	GigE RJ45
I/O connector	8-pin Hirose connector (HR25-7TR-8PA(73))
Power supply	12 V - 24 V or PoE

Pin assignment I/O connector

1	Ground (GND)
2	Flash output with optocoupler (-) - Line 1
3	General Purpose I/O (GPIO) 1 - Line 2
4	Trigger input with optocoupler (-) - Line 0
5	Flash output with optocoupler (+) - Line 1
6	General Purpose I/O (GPIO) 2 - Line 3
7	Trigger input with optocoupler (+) - Line 0
8	Input power supply (VCC) 12-24 V DC



Design

Lens Mount	C-Mount
IP code	-
Dimensions H/W/L	34.0 mm x 44.0 mm x 35.0 mm
Mass	62 g
Housing material	-

Features

List of on-camera image pre-processing features.
All features of the table are available via our IDS peak software for image pre-processing on the host computer (sensor model dependent).

IDS Imaging Development Systems GmbH
Dimbacher Str. 10 · 74182 Obersulm · Germany · Phone +49 7134 96196-0 · E-mail info@ids-imaging.com

GV-5861SE-M-GL Rev.4.2 (AB12567)

Image Acquisition	Freerun	✓
	Software trigger	✓
	Hardware trigger	✓
	Trigger controlled exposure	-
	Denoiser	✓
	Long exposure	✓
	Line scan	✓
	Global start	-
Flashing	Flashing	✓
	PWM flashing	✓
Image Adjustments	Auto exposure	✓
	Auto gain	✓
	Auto whitebalance	-
	Color correction	-
	Gamma	✓
	LUT	✓
	Mirror/flip	X/Y
On-board Image Processing	Pixel formats	Mono8 Mono10 Mono10p Mono12 Mono12p
	Region of interest	✓
	Decimation (FPGA)	✓
	Decimation (Sensor)	
	Binning (FPGA)	✓
	Binning (Sensor)	
Others	IP settings	✓
	Bandwidth management	✓
	Chunks	✓
	Sequencer	-
	PTP	✓
	Firmware update	✓
	1st supported firmware version	2.10

IDS Imaging Development Systems GmbH
Dimbacher Str. 10 · 74182 Obersulm · Germany · Phone +49 7134 96196-0 · E-mail info@ids-imaging.com