


In series

The model is in series and available for the long term.

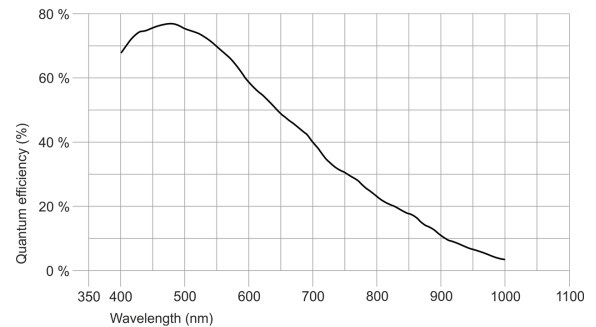


uEye industrial cameras now also work with IDS peak! We recommend the Software Development Kit for the implementation of new projects. [Learn about the process here](#) and [switch now](#). Please note: The technical data given here was measured using the IDS Software Suite.

Specification

Sensor

| | |
|-----------------------------------------|----------------------------------------|
| Sensor type | CMOS Mono |
| Shutter | Rolling shutter / Global Start Shutter |
| Sensor characteristic | Linear |
| Readout mode | Progressive scan |
| Pixel Class | 6 MP |
| Resolution | 6.41 Mpix |
| Resolution (h x v) | 3088 x 2076 Pixel |
| Aspect ratio | 3:2 |
| ADC | 12 bit |
| Color depth (camera) | 12 bit |
| Optical sensor class | 1/1.8" |
| Optical Size | 7.411 mm x 4.982 mm |
| Optical sensor diagonal | 8.93 mm (1/1.79") |
| Pixel size | 2.4 μ m |
| Manufacturer | Sony |
| Sensor Model | IMX178LLJ-C |
| Gain (master/RGB) | 14.5x/5x |
| AOI horizontal | same frame rate |
| AOI vertical | increased frame rate |
| AOI image width / step width | 88 / 8 |
| AOI image height / step width | 28 / 2 |
| AOI position grid (horizontal/vertical) | 4 / 2 |
| Binning horizontal | - |
| Binning vertical | - |
| Binning method | - |
| Binning factor | - |
| Subsampling horizontal | same frame rate |
| Subsampling vertical | same frame rate |
| Subsampling method | M/C automatic |
| Subsampling factor | 2, 4, 6, 8, 16 |



Subject to technical modifications (2023-06-02)

Model

| | |
|-----------------------------------|---------------------------------------------------------------|
| Pixel clock range | 20 MHz - 118 MHz |
| Frame rate freerun mode | 17 |
| Frame rate trigger (continuous) | 17 |
| Frame rate trigger (maximum) | 17 |
| Exposure time (minimum - maximum) | 0.032 ms - 999 ms |
| Long exposure (maximum) | 120000 ms |
| Power consumption | 1.3 W - 3.4 W |
| Image memory | 128 MB |
| Special features | IDS line scan mode, Overlap trigger, Sensor source gain |

Ambient conditions

The temperature values given below refer to the outer device temperature of the camera housing.

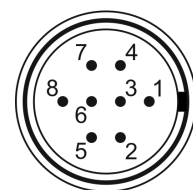
| | |
|-------------------------------------|---------------------------------|
| Device temperature during operation | 0 °C - 55 °C / 32 °F - 131 °F |
| Device temperature during storage | -20 °C - 60 °C / -4 °F - 140 °F |
| Humidity (relative, non-condensing) | 20 % - 80 % |

Connectors

| | |
|---------------------|-------------------------------------------|
| Interface connector | GigE RJ45, screwable |
| I/O connector | 8-pin Hirose connector (HR25-7TR-8PA(73)) |
| Power supply | 12 V - 24 V or PoE |

Pin assignment I/O connector

| | |
|---|-------------------------------------|
| 1 | Ground (GND) |
| 2 | Flash output with optocoupler (-) |
| 3 | General Purpose I/O (GPIO) 1 |
| 4 | Trigger input with optocoupler (-) |
| 5 | Flash output with optocoupler (+) |
| 6 | General Purpose I/O (GPIO) 2 |
| 7 | Trigger input with optocoupler (+) |
| 8 | Input power supply (VCC) 12-24 V DC |



Camera rear view

Design

| | |
|------------------|-----------------------------|
| Lens Mount | C-Mount |
| IP code | IP30 |
| Dimensions H/W/L | 34.0 mm x 44.0 mm x 47.0 mm |
| Mass | 106 g |