GV-5042SE-M Rev.4.2 (AB12686)

In series
The model is in series and available for the long term.





Specification

Sensor

Sensor type	CMOS Mono
Shutter	Global Shutter
Sensor characteristic	Linear
Pixel Class	1.6 MP
Resolution	1.58 Mpix
Resolution (h x v)	1456 x 1088 Pixel
Aspect ratio	4:3
ADC	12 bit
Color depth (camera)	12 bit
Optical sensor class	1/2.9"
Optical Size	4.996 mm x 3.747 mm
Optical sensor diagonal	6.25 mm 1/2.9"
Pixel size	3.45 µm
CRA (Chief Ray Angle)	0 °
Manufacturer	Sony
Sensor Model	IMX273LLR-C
Gain (master/RGB)	25.4x/-
AOI horizontal	same frame rate
AOI vertical	increased frame rate
AOI image width / step width	256 / 2
AOI image height / step width	1 / 1
AOI position grid (horizontal/vertical)	2 / 1
Binning horizontal	increased frame rate
Binning vertical	increased frame rate
Binning method	Horizontal: addition / Vertical: addition
Binning factor	2x2
Decimation (subsampling) horizontal	increased frame rate
Decimation (subsampling) vertical	increased frame rate
Decimation (subsampling) method	M/C automatic

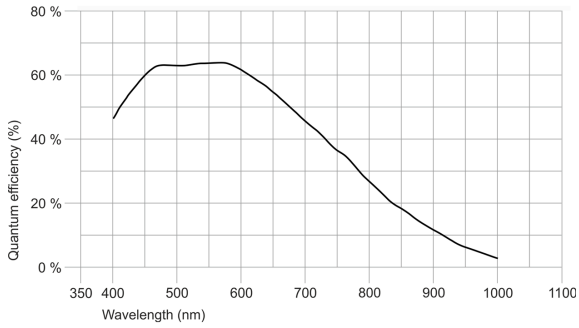

IDS Imaging Development Systems GmbH
Dimbacher Str. 10 · 74182 Obersulm · Germany · Phone +49 7134 96196-0 · E-mail info@ids-imaging.com

Model

Frame rate freerun mode	79 fps
Frame rate trigger (continuous)	79 fps
Frame rate trigger (maximum)	82 fps
Exposure time (minimum - maximum)	0.025 ms - 2000 ms
Long exposure (maximum)	90000 ms
Line rate freerun mode (line scan)	2045 1/s
Line rate trigger mode (line scan)	2191 1/s
Lines per frame (line scan)	8000
Power consumption (Power over Ethernet)	3.8 W
Power consumption (external power supply)	3.2 W
Image memory	128 MB

HDR

Mode	Sequencer

Ambient conditions

For PCB versions, refer to the separate hints in the respective documentation.

Allowed device temperature during operation	0 °C - 55 °C / 32 °F - 131 °F
Allowed device temperature during storage	-20 °C - 60 °C / -4 °F - 140 °F
Humidity (relative, non-condensing)	20 % - 80 %

Connectors

Interface connector	GigE RJ45
I/O connector	8-pin Hirose connector (HR25-7TR-8PA(73))
Power supply	12 V - 24 V or PoE

Pin assignment I/O connector

1	Ground (GND)
2	Flash output with optocoupler (-) - Line 1
3	General Purpose I/O (GPIO) 1 - Line 2
4	Trigger input with optocoupler (-) - Line 0
5	Flash output with optocoupler (+) - Line 1
6	General Purpose I/O (GPIO) 2 - Line 3
7	Trigger input with optocoupler (+) - Line 0
8	Input power supply (VCC) 12-24 V DC



Design

Lens Mount	No mount
IP code	-
Dimensions H/W/L	31.5 mm x 40.0 mm x 30.0 mm
Mass	36 g
Housing material	-

Features

List of on-camera image pre-processing features.

All features of the table are available via our IDS peak software for image pre-processing on the host computer (sensor model dependent).

IDS Imaging Development Systems GmbH
Dimbacher Str. 10 · 74182 Obersulm · Germany · Phone +49 7134 96196-0 · E-mail info@ids-imaging.com

GV-5042SE-M Rev.4.2 (AB12686)

Image Acquisition	Freerun	✓
	Software trigger	✓
	Hardware trigger	✓
	Trigger controlled exposure	✓
	Denoiser	✓
	Long exposure	✓
	Line scan	✓
Flashing	Flashing	✓
	PWM flashing	✓
Image Adjustments	Auto exposure	✓
	Auto gain	✓
	Auto whitebalance	-
	Color correction	-
	Gamma	✓
	LUT	✓
	Mirror/flip	X/Y
On-board Image Processing	Pixel formats	Mono8 Mono10 Mono10p Mono12 Mono12p
	Region of interest	✓
	Decimation (FPGA)	✓
	Decimation (Sensor)	2x2
	Binning (FPGA)	✓
	Binning (Sensor)	2x2 Increases frame rate.
Others	IP settings	✓
	Bandwidth management	✓
	Chunks	✓
	Sequencer	✓
	PTP	✓
	Firmware update	✓
	1st supported firmware version	2.10

IDS Imaging Development Systems GmbH
Dimbacher Str. 10 · 74182 Obersulm · Germany · Phone +49 7134 96196-0 · E-mail info@ids-imaging.com