




In series

The model is in series and available for the long term.

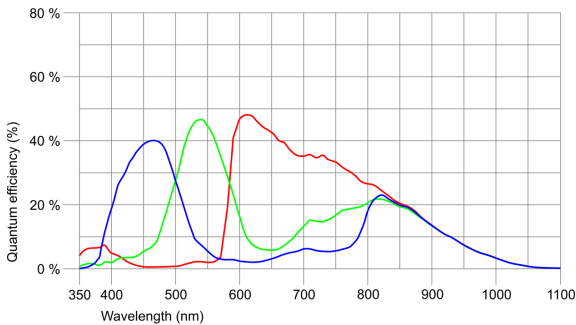


uEye industrial cameras now also work with IDS peak! We recommend the Software Development Kit for the implementation of new projects. [Learn about the process here and switch now.](#) Please note: The technical data given here was measured using the IDS Software Suite.

Specification

Sensor

Sensor type	CMOS Color
Shutter	Global Shutter
Sensor characteristic	Linear
Readout mode	Progressive scan
Pixel Class	0.5 MP
Resolution	0.48 Mpix
Resolution (h x v)	800 x 600 Pixel
Aspect ratio	4:3
ADC	10 bit
Color depth (camera)	12 bit
Optical sensor class	1/3.6"
Optical Size	3.840 mm x 2.880 mm
Optical sensor diagonal	4.8 mm (1/3.33")
Pixel size	4.8 µm
Micro lens shift	1.65
Manufacturer	Onsemi
Sensor Model	NOIP1SE0500A-QDI
Gain (master/RGB)	4x/4x
AOI horizontal	increased frame rate
AOI vertical	increased frame rate
AOI image width / step width	120 / 8
AOI image height / step width	2 / 2
AOI position grid (horizontal/vertical)	8 / 2
Binning horizontal	-
Binning vertical	-
Binning method	-
Binning factor	-
Subsampling horizontal	increased frame rate
Subsampling vertical	increased frame rate
Subsampling method	M/C automatic
Subsampling factor	2



Model

Pixel clock range	120 MHz - 152 MHz
Frame rate freerun mode (in 8-bit mode)	205 fps
Frame rate trigger (continuous)	205 fps
Frame rate trigger (maximum)	205 fps
Exposure time (minimum - maximum)	0.058 ms - 303 ms
Long exposure (maximum)	5000 ms
Power consumption	1.7 W - 2.7 W
Image memory	128 MB
Special features	IDS line scan mode Overlap trigger Sensor source gain Multi-AOI

Ambient conditions

The temperature values given below refer to the outer device temperature of the camera housing.  
For PCB versions, refer to the separate hints in the respective documentation.

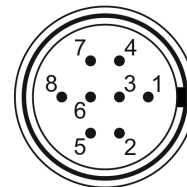
Device temperature during operation	0 °C - 55 °C / 32 °F - 131 °F
Device temperature during storage	-20 °C - 60 °C / -4 °F - 140 °F
Humidity (relative, non-condensing)	20 % - 80 %

Connectors

Interface connector	GigE RJ45
I/O connector	8-pin Hirose connector (HR25-7TR-8PA(73))
Power supply	12 V - 24 V or PoE

Pin assignment I/O connector

1	Ground (GND)
2	Flash output with optocoupler (-)
3	General Purpose I/O (GPIO) 1
4	Trigger input with optocoupler (-)
5	Flash output with optocoupler (+)
6	General Purpose I/O (GPIO) 2
7	Trigger input with optocoupler (+)
8	Input power supply (VCC) 12-24 V DC



Design

Lens Mount	-
IP code	-
Dimensions H/W/L	31.5 mm x 40.0 mm x 30.0 mm
Mass	35 g